

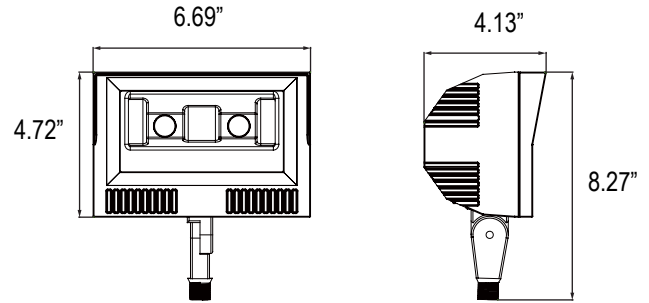
D207-LED

Small Flood Light



Job Information

| | |
|--------------|--|
| Type: | |
| Catalog #: | |
| Project: | |
| Comments: | |
| Prepared by: | |



Description

The functional and aesthetically pleasing D207-LED is ideal for buildings, backyards, parks, signs, sports fields, and other general applications where flood lighting may come into use. Also suitable for accent, facade, landscape, parking lot, pathway, recreation, retail and security lighting.

Features

- High pressure die-cast housing, anti-static powder painting.
- Highly thermal conductive material and high efficiency cooling system
- Efficient COB ensures excellent performance.
- ETL Listed; IP65 rated
- Weight: 4 lbs (20W); 4.5 lbs (30W)
- Wide Flood Beam: NEMA 7H x 6V
- 10-Year Limited Warranty

Ordering Information

Example: (D207-LED-30-40-U-HK-BZ-T)

D207-LED

| Series | Wattage/Lumen | Color Temp. | Voltage | Mounting | Finish | Options ³ |
|-------------|--|--|------------|---|-----------|-------------------------|
| Flood Light | 20 20W/2030 ^{1,2} 30 30W/3420 ^{1,2} | 40 4000K ² 50 5000K ² | U 122-277V | HK Heavy Duty Adjustable Knuckle YM Yoke Mount | BZ Bronze | T Push Button Photocell |

¹ Delivered lumens (4000K) - For 5000K multiply by 1.03

² DLC Listed

³ Shipped separately

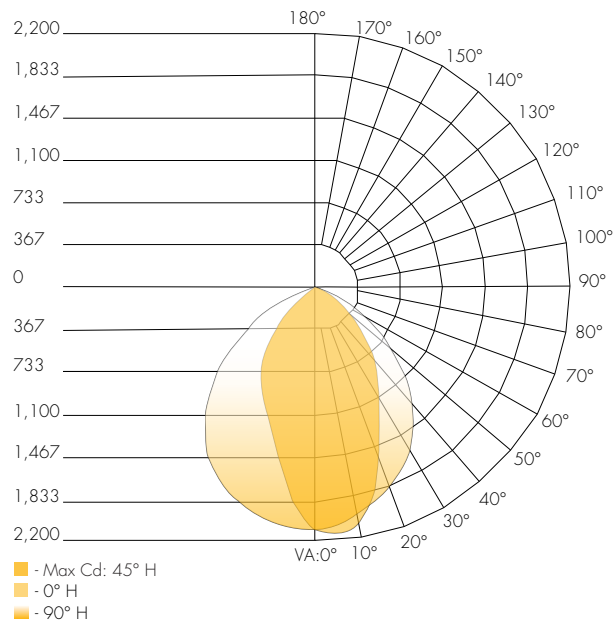
Performance Data

| | |
|----------------------------|--|
| CRI: | 70+ |
| CCT: | 4000K, 5000K |
| Dimming: | 0-10V Dimming Standard, 100% down to 10% |
| Operating Temperature: | -40°C to +40°C Ambient |
| Projected Lifetime: | 140,000 Hours (L70); 90,000 Hours (L80) |
| Power Factor: | > 0.95 |
| Total Harmonic Distortion: | < 15% |
| IP Rating: | IP65 |

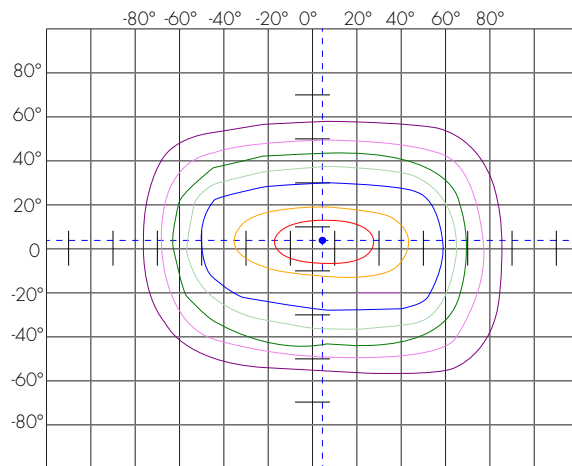
Photometric Data

30W 4000K

Polar Candela Distribution



Isolux Plot







| | |
|------------------|----------------|
| ■ Cd: 1,928, 90% | ■ Cd: 857, 40% |
| ■ Cd: 1,606, 75% | ■ Cd: 643, 30% |
| ■ Cd: 1,285, 60% | ■ Cd: 428, 20% |
| ■ Cd: 1,071, 50% | ■ Cd: 214, 10% |

- - - Point of Max Cd: 2,142.3

Flood Summary

| | Efficiency | Lumens | Horizontal Spread | Vertical Spread |
|-------------|------------|---------|-------------------|-----------------|
| Field (10%) | 94.7% | 3,238.3 | 141 | 112 |
| Beam (50%) | 56.6% | 1,936.5 | 95.3 | 56.3 |
| Total: | 100% | 3,418.3 | | |

Mounting Options

| | Front Side | Side View |
|-------------------------------|--|--|
| Yoke Mount |  |  |
| Heavy Duty Adjustable Knuckle |  |  |