



D415-LED

Designer Square Wall Light

Client: _____ Order #: _____
Project Name: _____ Type: _____ Qty: _____

Performance Data

CRI

85

CCT

4000K, 5000K

Projected Lifetime

100,000+ Hours (L70)

Dimming

0-10V dimming standard,
100% down to 10%

Operating Temperature

-40°C to +40°C Ambient



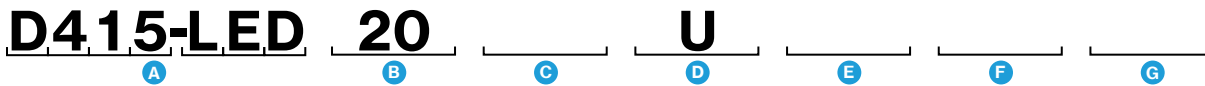
10 Yr	USA
Warranty Including Labor	Buy American Act Compliant

Description

Contemporary low profile architectural wall sconce is designed for durability and performance to withstand today's toughest environments. The D415-LED features rounded-square shape and choice of full, eyelid or grid frame lens designs. Rugged die-cast aluminum two piece, fully gasketed housing with vandalproof fasteners and impact resistant opalescent polycarbonate lens. Durable weatherproof polyester powder coat finish makes this luminaire suitable for many areas including schools, parking garages, office complexes and any other application prone to vandalism.

Features

- Die cast aluminum housing & front frame.
- Powdercoat finish over a chromate conversion coating.
- Polycarbonate opal lens to eliminate LED pixelation
- Available with open, half-cutoff/eyelid, and grid-style frame.
- Type IV light distribution
- System Wattage: 19.7 watts
- Replaces up to 100W MH or HPS fixtures



Ordering Information

A FIXTURE SERIES

D415-LED Designer Square Wall Light

B WATTAGE/LUMENS

20 20W/1614³

C CCT

40 4000K
50 5000K

D VOLTAGE

U 120-277V

E GUARD

O Open Face
C Cross / Grid
E Eyelid / Half Cutoff

F FINISH

BZ Bronze¹
WH White
CU Custom²

G OPTIONS

SP Surge Protection
PC1 Photocell (120V)
PC2 Photocell (277V)
EM Emergency Battery
S2 Microwave Sensor w/Dimming⁴

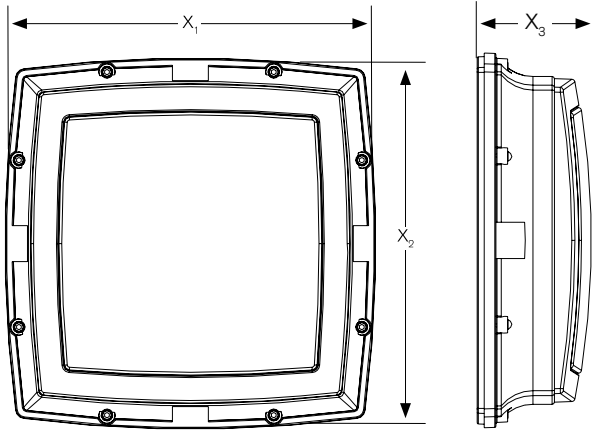
¹ Standard for fixture

² Contact factory for custom finish

³ Delivered Lumens (5000K)

⁴ Designed for Mounting Heights of 15ft or less

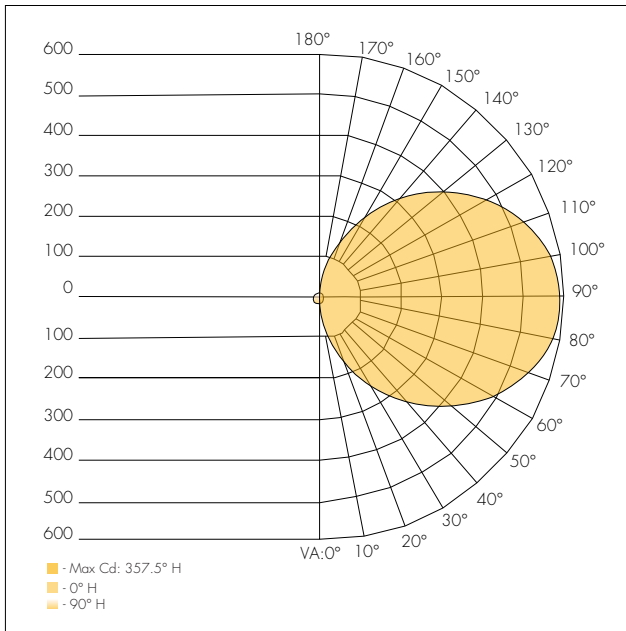
Dimensions



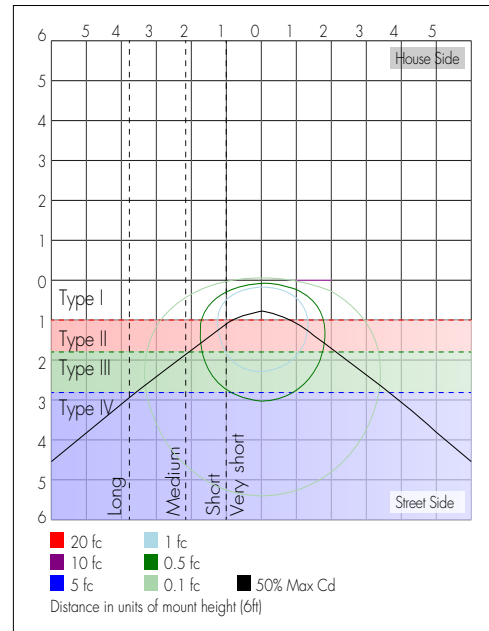
	Inches		
	Open	Cross	Eyelid
X₁	12.50	12.50	12.50
X₂	12.50	9.00	12.50
X₃	3.94	9.00	4.25

Photometrics (Open Guard)

Model 20W 5000K



Isofootcandle

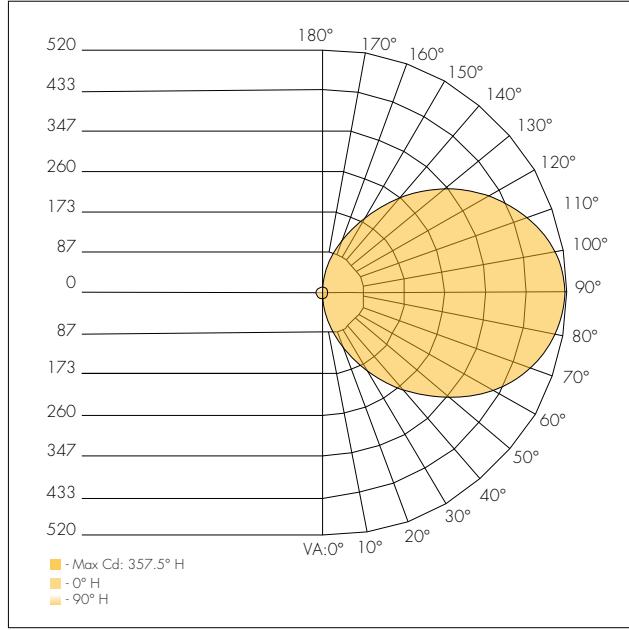


Zonal Lumen Summary

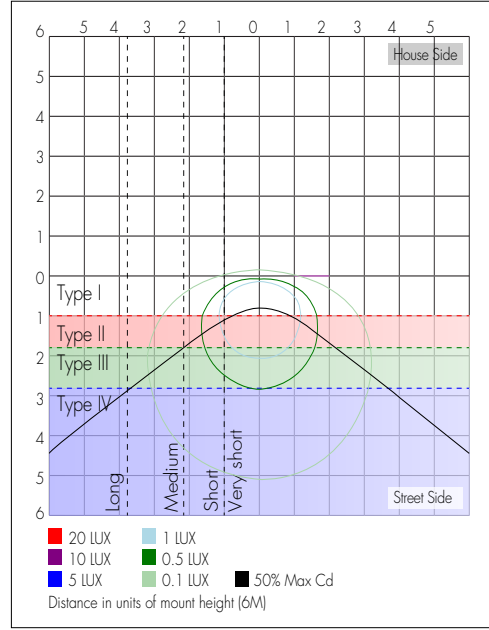
Zone	Lumens	%Luminaire
0-30	40.5	2.5%
0-40	95.2	5.9%
0-60	301.9	18.7%
60-90	513.5	31.8%
70-100	549.3	34%
90-120	507.2	31.4%
0-90	815.5	50.5%
90-180	799.4	49.5%
0-180	1,614.9	100%

Photometrics (Cross Guard)

Model 20W 5000K



Isofootcandle

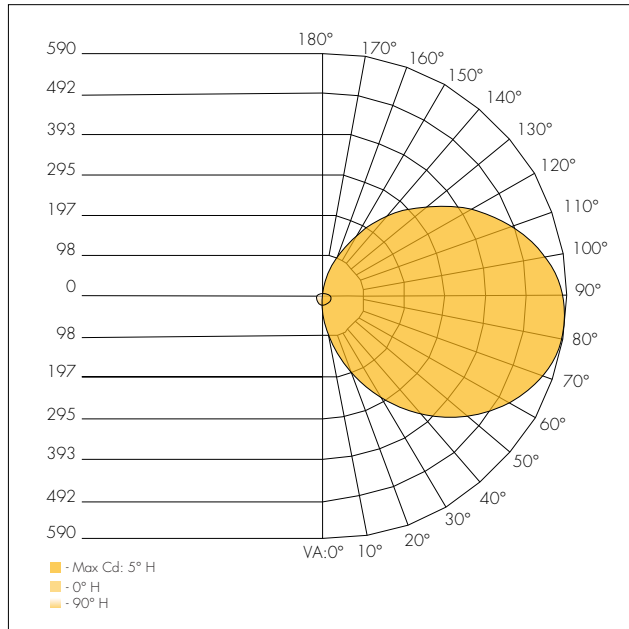


Zonal Lumen Summary

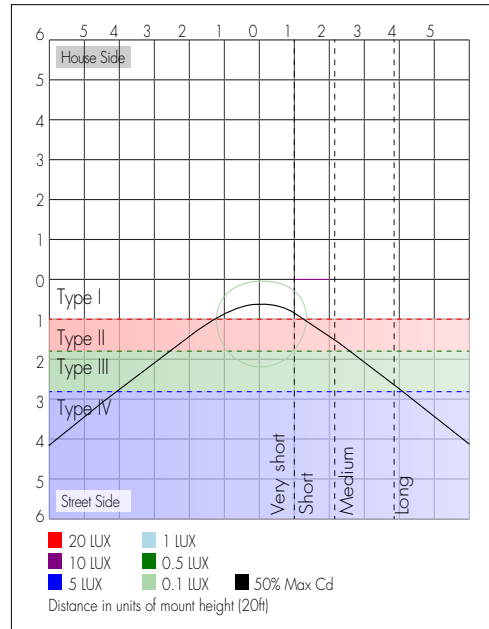
Zone	Lumens	%Luminaire
0-30	30.5	2.2%
0-40	73.8	5.4%
0-60	244.4	17.9%
60-90	441.9	32.4%
70-100	476.1	34.9%
90-120	437.7	32.1%
0-90	686.3	50.4%
90-180	676.7	49.6%
0-180	1,363.0	100%

Photometrics (Eyelid Guard)

Model 20W 5000K



Isofootcandle



Zonal Lumen Summary

Zone	Lumens	%Luminaire
0-30	52.9	3.4%
0-40	117.9	7.5%
0-60	349.2	22.2%
60-90	530.7	33.8%
70-100	549.8	35%
90-120	471.4	30%
0-90	879.9	56%
90-180	690.2	44%
0-180	1,570.1	100%

Lumen Output (20W)

Lumen Chart

	Open	Cross	Eyelid
5000K	1614	1363	1570
4000K	1582	1336	1539

Guard Options



Cross



Eyelid

LED Battery Backup

- Provides 90 mins of backup power.
- 100-277/50-60Hz Input Voltage
- Operation Temp Range: 0°-50°C
- Green LED Indicator for Stand-by Mode
- Optional Test Switch
- Short-Circuit, Overload, and No Load Protection
- Low Battery Shutdown to Protect Battery From Deep-Discharging
- RoHS Compliant

