



EVIAN TUBE™ PENDANT

Interior Ambient LED Luminaire

Client: _____
Project Name: _____

Order #: _____
Type: _____ Qty: _____

Performance Data


CRI
90+

CCT
2700K, 3000K, 3500K, 4000K,
3 Channel Tunable White
5 Channel Color Tuning

Projected Lifetime
100,000+ Hours (L70)

Dimming
0-10V Dimming Standard

Operating Temperature
-40°C to +50°C Ambient



10 Yr
Warranty
Including Labor

USA
Buy American
Act Compliant

Description

The redesigned Evian Tube is a sleek interior LED luminaire designed to complement the open, minimalist look of modern interior spaces. Featuring a sturdy, extruded aluminum housing, the Evian Tube is a specification-grade luminaire delivering quality illumination through its high-end diffuser lens. The Evian Tube is ideal for commercial, retail, and architectural spaces in both new construction and renovation applications.

Features

PERFORMANCE

- Delivers up to 1,200 lm/ft at 4000K
- 90+ CRI for accurate interior color rendering
- R9 value of 60+
- Power Factor > 0.90; THD < 20%
- 3 Channel Tunable White¹
- 5 Channel Color Tuning²

PHYSICAL

- Housing: 2.5" diameter extruded T5-6063 Aluminum with a clear anodized finish
- Housing features an internal integrated screw port for mounting drivers, controllers (for color tuning), end caps, and continuous run joiner hardware
- Lens: extruded acrylic blend with 80% transmissivity, designed with a snap-fit into the housing
- End caps: powder coated die-cast ADC aluminum; fastened to the housing with an internal galvanized steel pull bracket
- Mounting: pendant

EV2P

U

Ordering Information

A FIXTURE SERIES

EV2P Evian Tube Pendant

B LENGTH

2	2'
3	3'
4	4'
6	6'
8	8'

C OUTPUT

L	6.4W/ft
M	9.6W/ft
H	12.8W/ft

D CCT

27	2700K
30	3000K
35	3500K
40	4000K
3W	3 Channel Tunable White ^{1,3}
5W	5 Channel Color Tuning ^{1,3}

E VOLTAGE

U 120-277V

F MOUNTING

CA	24" Aircraft cable
CB	48" Aircraft cable
CD	60" Aircraft cable
CF	72" Aircraft cable
CG	96" Aircraft cable

G FINISH

B	Black
S	Silver
W	White
C	Custom

H OPTIONS

E	Emergency
ES1	Lutron LDE1 Series EcoSystem 1% Dimming with Soft on Fade to Black

I RUN⁴

—	Standalone
A	First of Run
B	Mid of Run
BP	Mid of Run - Powerfeed
C	End of Run

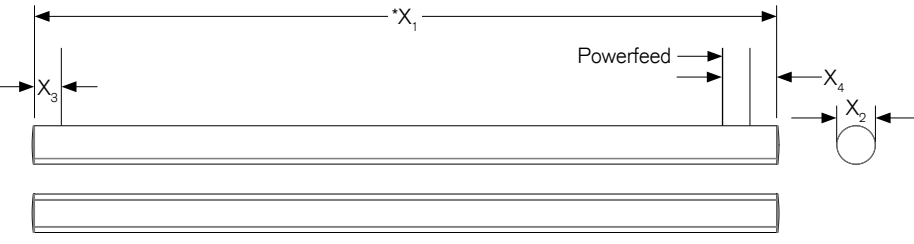
¹ 3W requires Legrand DLM System (See Pages 3-5 for more info)

² 5W requires DMX-512a System (See Pages 3-5 for more info)

³ Tunable CCT options only available at High Output setting. Controlled using DLM or DMX system (see Pages 4-5 for more info)

⁴ See Continuous Run Guide for additional information (separate document)

Dimensions

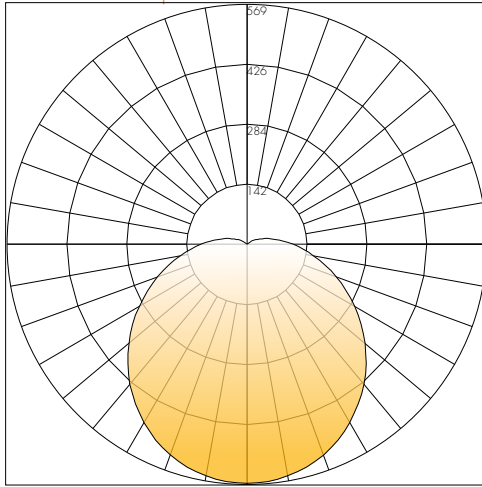


	Inches				
	Size 2'	Size 3'	Size 4'	Size 6'	Size 8'
X₁	24.00	36.00	48.00	72.00	96.00
*X₁	24.06	36.06	48.06	72.06	96.06
X₂	Ø2.50	Ø2.50	Ø2.50	Ø2.50	Ø2.50
X₃	1.75	1.75	1.75	1.75	1.75
X₄	3.00	3.00	3.00	3.00	3.00

X₁ = For B, BP, and C housings
 *X₁ = For Standalone and A housings

Photometrics

Model 4' Low Output 4000K



Delivered Lumens: 1,892
 CRI: 90

Coefficients of Utilization • Effective Floor Cavity Reflectance: 20%

RCC%	80				70				50				30				10				0
RW%	70	50	30	0	70	50	30	0	50	30	20	50	30	20	50	30	20	50	30	20	0
RCR:0	118	118	118	118	115	115	115	115	108	108	108	103	103	103	97	97	97	97	97	97	95
1	106	100	95	91	103	98	93	89	92	89	85	87	84	82	83	81	78	76	76	76	76
2	96	87	79	73	92	84	77	72	80	74	69	76	71	67	72	68	65	62	62	62	62
3	87	76	67	60	84	74	65	59	70	63	57	66	61	56	63	58	54	52	52	52	52
4	79	67	57	50	77	65	56	50	62	54	48	59	52	47	56	51	46	44	44	44	44
5	73	59	50	43	70	58	49	43	55	48	42	53	46	41	50	44	40	37	37	37	37
6	67	53	44	37	65	52	43	37	50	42	36	48	41	36	46	40	35	33	33	33	33
7	62	48	39	33	60	47	39	33	45	38	32	43	37	31	42	35	31	29	29	29	29
8	58	44	35	29	56	43	35	29	41	34	29	40	33	28	38	32	28	26	26	26	26
9	54	40	32	26	52	40	32	26	38	31	26	37	30	25	35	29	25	23	23	23	23
10	51	37	29	24	49	36	29	24	35	28	23	34	27	23	33	27	23	21	21	21	21

Zonal Lumen Summary

Zone	Lumens	%Luminaire
0-30	441.04	23.3%
0-40	725.25	38.3%
0-60	1,303.97	68.9%
0-90	1,798.39	95%
90-180	93.95	5%
0-180	1,892.01	100%

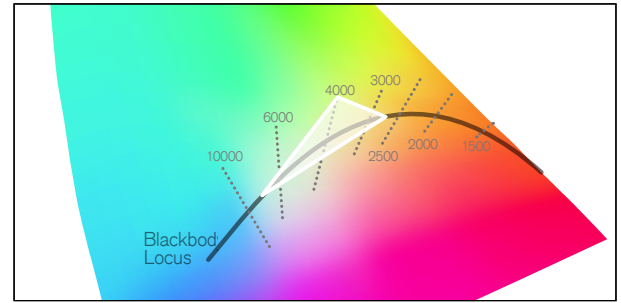
DECO SPECTRUM™ WHITE

3-Channel Tunable White Circadian Rhythm-based Illumination

Deco Spectrum™ White is a three-channel tunable white solution delivering a wide range of color temperatures precisely along the blackbody curve to replicate natural daylight. This new introduction to the Evian series combines precision dimming with human-centric tunable white illumination aimed to more accurately follow the body's circadian rhythm than static white luminaires. This system is an ideal solution for healthcare, education, and office applications seeking to better tailor lighting to the evolving needs of their clients and customers.

The benefits of Deco Spectrum™ White include:

- Both lumen and color maintenance ensure consistent light output throughout the life of the fixture
- The Architectural Dimming control system delivers precise dimming via DMX for both tunable white and color applications with fixed and mobile user interfaces
- 90+ CRI throughout entire tunable CCT range
- On-Planckian tuning from a warm 2700K to cool 6500K
- Delivers the highest quality of tunable white light currently available, replicating the visual comfort of natural daylight.



Three White LEDs Tunable range is within the white shaded gamut. (2700K – 6500K)



2700K




3500K



6500K

Connection

Sample Connection Diagram with 3W Fixtures



NOTE: Each DLM local network must include a DLM room controller, power booster, and DLM Cable Connector

Parts

- 280168-** DLM Power Booster -Conduit Mount -120-277VAC
- 280169-** Occupancy Sensor
- 280170-** DLM Digital Dimming Wall Switch - White
- 280171-** DLM Digital Color Preset Switch - White
- 280172-** DLM Digital Color Control Schedule Switch - White
- 280173-** DLM Cable connector whip with one RJ45 port and 24" leads; fits 1/2" KO
- 280174-** DLM Cable connector whip with two RJ45 port and 24" leads; fits rectangular Opening

DECO SPECTRUM™ COLOR

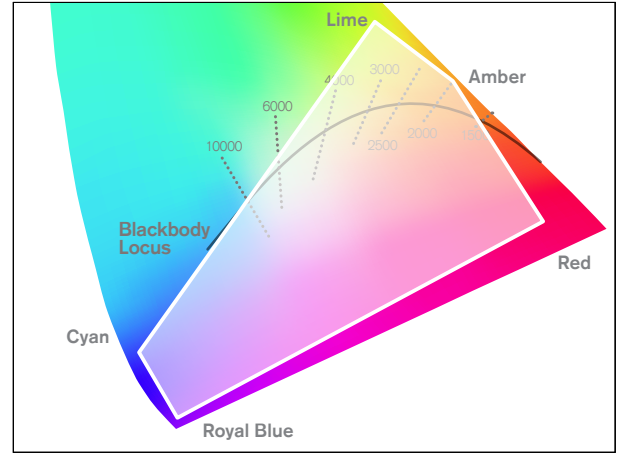
5 Channel Color Tuning

Deco Spectrum™ Color mixes five different colors of high brightness, broad spectrum LEDs – none of which are white – to deliver light that is 2 MacAdam ellipses about the Planckian curve at 90+ CRI across the tuning range. The result: light that accurately depicts – across the full tuning range – the object's color as compared to its color in true sunlight.

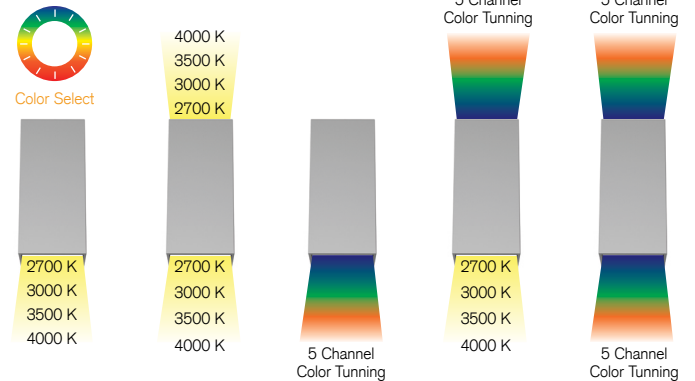

The number of control channels deployed in a color tuning system impacts the quality of the light and consistency of color. It also affects the color tuning range, the level of gamut control and the efficacy of the solution.

The benefits of Deco Spectrum™ Color include:

- Perfectly natural white light.
- On-Planckian tuning from 1650K to 8000K.
- Dimming from 100% to 1% while maintaining CCT, or variable CCT from 3050K down to 1800K to match traditional incandescent or MR-16 lamp dimming
- Industry-leading color rendering (CRI) greater than 90, throughout the tuning range.
- Gamut control for unlimited control and customization of lighting design using the Saturation and Hue controls.
- Consistent color of 2 SDCM about the Planckian Curve over the life of the module.
- Deco 5 Channel Color Tuning must be controlled using DMX protocol only.



Five Color LEDs (1650K – 8000K) Tunable range is within the white shaded gamut. With Deco Spectrum™ you can go off the curve to change saturation and hue.



Example Control Options



SM-8 (SM-8)

The SM-8 is a Wall-Mounted DMX Controller with 8 preset static lighting scenes.



STICK (280188)

The STICK is a Wall-Mounted Smart DMX Controller with USB and Ethernet connectivity. Users can load multiple zones with static and transient scenes, and attach photos to each scene that will appear on the LCD screen.

Digital Lighting Management from Wattstopper

DLM Controls

(For fixtures with Deco Spectrum™ White or Deco Spectrum™ Color enabled for DLM)

Note: DLM control with Deco Spectrum™ Color enables tunable white control only, not saturation or hue for color control



Color Control Preset Switch

(LMSW-105-CCT) – Features a master raise/lower paddle to adjust color temperature levels between cool light (higher CCT range), and warm light (lower CCT range). It is also equipped with convenient scene buttons to set and recall up to four preset color temperature scenes.



Digital Dimming Wall Switch

(LMDM-101) – Low voltage device for dimming intensity level of one or more lighting loads connected to Tunable White or Color logic modules enabled for DLM control or loads connected to DLM dimming room controllers. Easy Plug n' Go™ automatic configuration and Push n' Learn™ personalization.



Color Control Schedule Switch

(LMTS-101-CCT) – Offers the convenience of automated color control based on the building's geographical location, enabling seasonally accurate daylight cycling (sunrise, mid-day, sunset). Just set it with your latitude and longitude and let it run, or easily program custom CCT event scheduling.



Network Segment Manager

(LMSM and Segment Manager) – Supports human-centric fixture-based controls inside a DLM network. Together with standard loads, HCL monitoring, adjustments, and scheduling are now enabled.



DLM Software Tools

LMCS Software (LMCS-100) – Provides expanded capabilities for advanced configuration, simplifying installation and providing easy system management.

Architectural Dimming Platform from Wattstopper

Architectural Dimming Controls (For fixtures with Deco Spectrum™ Color enabled for DMX or 0-10V control) Provides control of all logic modules using the DMX protocol. Deco Spectrum™ Color modules not only allow for control of intensity and CCT, but also hue and saturation. Through the new Architectural Dimming Equinox UI, CCT levels, personalized scenes, and human-centric schedules, like circadian rhythm can be created that allow users advanced and simple control of tunable white and tunable color fixtures.



Equinox 41 and Equinox 73
(EQ41-LCAP and EQ73-LCAP)

4.3" or 7" glass LCD touchscreens and mobile apps that provides CCT control of lighting functions.



Equinox 40
(EQ40TB-TI-II)

A small form factor glass LCD touchscreen that provides control of up to 15 discrete lighting loads, scenes, and shades in a single-gang keypad.



EasyTouch II
(KSxxxxxx)

Provides a simple programmable interface for selecting color temperature scenes as a fixed function or as a dimmable scene. With up to five buttons available, the engravable keypad provides a simple, yet effective, control interface.

Architectural Dimming Software Tools

Design Center Software provides the installer the ability to configure and program most types of lighting sources.



Design Center

With the latest version of Design Center 3.8.0, DMX control of tunable white and color fixtures has been added. Improved functionality of intensity, hue, saturation, and correlated color temperature (CCT) for Deco Spectrum™ Color logic modules as well as other compatible human-centric lighting fixtures is even simpler.