



TRON-LED

Tron Architectural Bollard

Client: _____

Order #: _____

Project Name: _____

Type: _____ Qty: _____

Performance Data

CRI

80+

CCT

4000K

Projected Lifetime

100,000+ Hours (L70)

Dimming

0-10V Dimming Standard,
10% to 100%

Operating Temperature

-40°C to +40°C Ambient

Safety Listed

CSA, Suitable for dry, damp,
wet locations



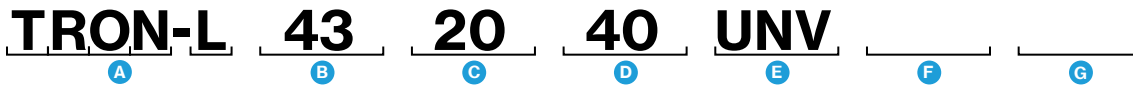
CSA Listed	10 Yr Warranty Including Labor	USA Buy American Act Compliant
----------------------	---	---

Description

Deco's bold Tron architectural bollard provides crisp, uniform light and eliminates shadows and scalloping in all pathway applications. For use in entryways, parks, schools, apartment complexes, municipal buildings, hospitals, shopping malls and all exterior commercial and residential buildings.

Features

- Provides 360° of low level lighting, Type VS distribution.
- Extruded aluminum housings with flush mounting base.
- Vandal resistant screws.
- Clear polycarbonate lenses.
- Standard color is bronze; also available in black.
- IP67 for wet locations.
- System Wattage: 20.2W
- Includes Mounting Kit with 8" Anchor Bolts

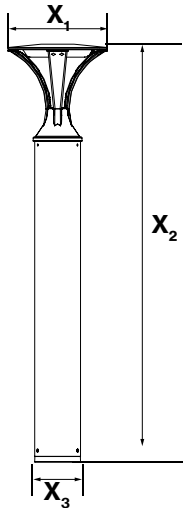


Ordering Information

A FIXTURE SERIES	TRON-L	Tron Architectural Bollard	E VOLTAGE	UNV	122-277V
B HEIGHT	43	43"	F FINISH	BZ	Bronze ¹
C WATTAGE LUMENS	20	20W 1539 ²		BL	Black
D CCT	40	4000K	G OPTIONS	SP	Surge Protection
				WSF	Wired Single Fuse
				WDF	Wired Double Fuse
				G	GFCI Outlet

¹ Standard color
² Delivered Lumens (4000K)

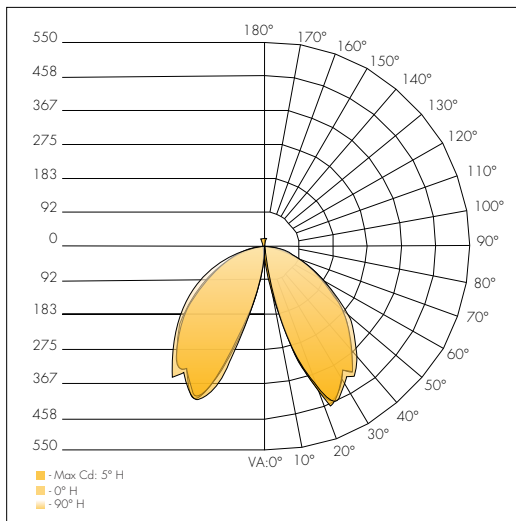
Dimensions



	Inches
X₁	12.25
X₂	51.75
X₃	5.625

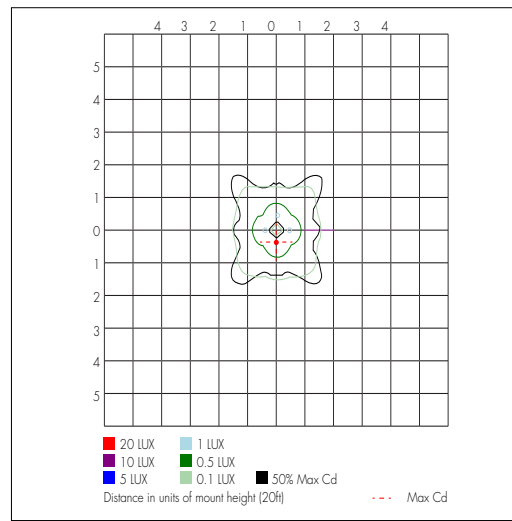
Photometrics

Polar Graph - 20W 4000K



Delivered Lumens: 1539
CRI: 80

Isolux-Plot



GFCI Outlet



Close



Open